

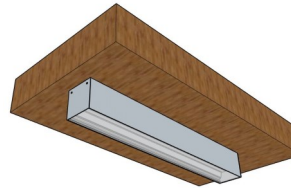
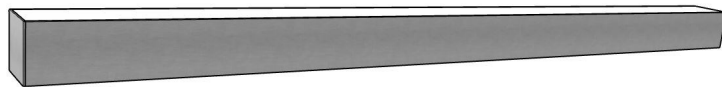
Date: _____ Project: _____ Type: _____



The 3.0SP series is a custom line of fully assembled fixtures that can be surface or pendant mounted. 3.0SP fixtures are designed and fabricated to meet the exact needs of each individual space. This fixture uses dual light engines for even illumination

Features:

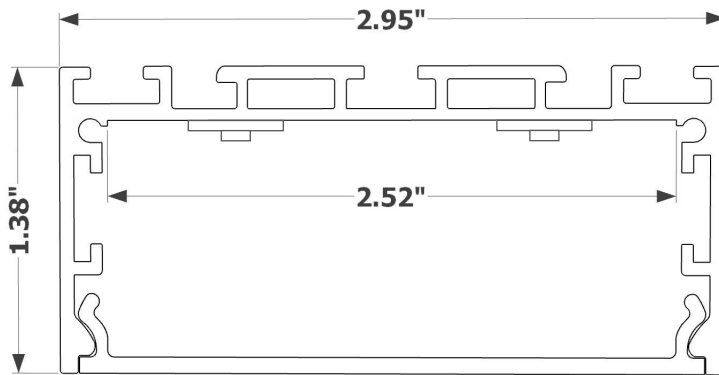
- 6063-T5 Aircraft Aluminum
- Surface or Pendant mount
- 90+ CRI
- Indoor/Outdoor
- Dimmable
- 5 year warranty
- Assembled in America





Ordering Guide:

Model	CCT	Watts per foot/ Output @ 3000K	Finish	IP Rating	Mounting	Lens	Power feed position	Nominal Length*	
								ft.	in.
3.0SP						FR			
	24 (2400K)	High Efficacy	AL (Aluminum)	20 (Interior)	S (Surface)	FR (Frosted)	EF (End feed)	* length determined by cut point on light engine unless specified.	
	27 (2700K)	GHO2 (632 lumens/ft)	WH (White)	65 (Exterior)	P (Pendant)		SFR (Side feed right)		
	30 (3000K)	GSHO2 (1040 lumens/ft)	BK (Black)				SFL (Side feed left)		
	35 (3500K)	GUHO2 (1600 lumens/ft)	RALXXXX				BF (Back feed)		
	41 (4100K)		(Custom by RAL #)						

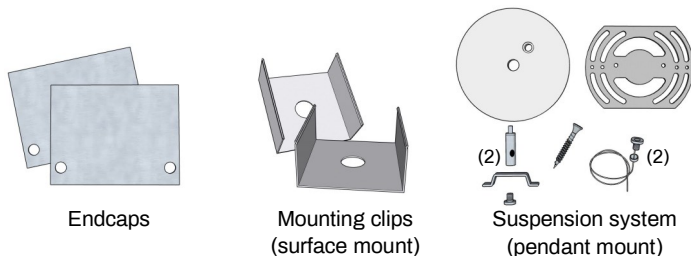
Profile dimension



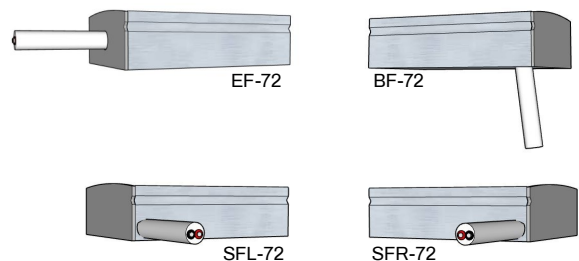
	High Efficacy		
	GHO	GSHO	GUHO
Output - delivered lumens			
Lumens/foot	2400K	2700K	3000K
	524	924	1040
	632	1110	1210
	650	1176	1310
	720	1176	1880
Watts/foot	6.00	10.00	16.00
Maximum run length on (1) power feed	16'	8.5'	6'

All light engines are:  

Accessories



Power feed position



All Lumensmith fixtures are manufactured to exact specifications. If there is a unique design requirement please contact us to discuss further.

048R1

Date: _____ Project: _____ Type: _____

Lumensmith fixtures are provided with (1) Apogee series power supply per fixture unless noted.

APOGEE SERIES

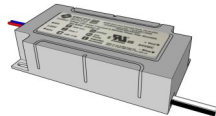


- PWM power supply
- Constant voltage output
- Dimmable: ELV, MLV, TRIAC, 0-10V
- Flicker free dimming
- Free air convection cooling
- 5 year warranty

Model Number	APO-30-E-24	APO-60-E-24	APO-96-E-24	APO-192-E-24	APO-288-E-24	APO-384-E-24
Voltage	24VDC					
Rated Current	1.25A	2.5A	4A	2 x 4A	3 X 4A	4 x 4A
Rated Power	30W	60W	96W	2 x 96W	3 x 96W	4 X 96W
Voltage Range	100 - 277VAC					
Power Factor	0.99 @120V	0.98 @120V	0.98 @120V	0.99 @120V	0.99 @120V	0.99 @120V
Efficiency @ full load	> 80%	> 80%	> 80%	> 85%	> 85%	> 88%
Class Rating	Class 2					
Protection	Short circuit/Overload/Over temperature - auto reset					
Working Temperature	-40 F - 176 F					
Dimensions (L x W x H)	6 1/2" x 3 5/8" x 1"	7 1/2" x 3 3/4" x 1"	8 3/4" x 3 3/4" x 1 3/4"	11" x 4 1/4" x 1 3/4"	12" x 4 1/4" x 1 3/4"	13" x 5 1/2" x 2"
Weight	2.1lbs	2.5lbs	2.9lbs	4.4lbs	4.9lbs	5.8lbs
Certifications	FCC, UL8750 & UL1310					
Location Rating	NEMA 4X					



JPS SERIES



- Constant voltage output
- Dimmable: forward & reverse phase
- Flicker free dimming
- Free air convection cooling
- Fits in 4" junction box
- IP20 rated
- 5 year warranty

Electrical Parameters:	JPS-60-E-24	JPS-96-E-24
Input Voltage:	120V 50/60Hz	120V 50/60Hz
Max. input current at full load:	0.58A	1A
Output voltage without load:	24.5VDC	25.5VDC
Output voltage fully loaded:	23.5VDC	23.5VDC
Max. total wattage:	60W	96W
Max. output current:	2.5A	4A
Efficiency:	89%	89%
Dimensions (L x W x H)	3.30" x 1.57" x 0.98"	3.34" X 1.77" x 1.02"



Conforms to UL STD.
8750 and 1310
Certified to CSA
STD. C22.2 No 223

All Lumensmith fixtures are manufactured to exact specifications. If there is a unique design requirement please contact us to discuss further.